



VerSys[®]
LD/Fx Hip
Prostheses



Versatile solutions for total and partial hip replacement



VerSys Low Demand/Fracture (LD/Fx)

Providing Solutions for Total and Partial Hip Replacement

Low Demand/Fracture (LD/Fx) Hip Prostheses play an important part within the collective scope of the *VerSys* Hip System. Both the Cemented and Press-Fit LD/Fx options provide for the unique needs of the fracture patient, while offering a low-cost alternative for total hip arthroplasty (THA).

A system rasp was created to support femoral contouring for all of the distinctive *VerSys* Prostheses.

A one system – one rasp design allows for:

- True intra-hospital **flexibility** – one set of instruments common to the complete *VerSys* family of stems.
- Surgical **diversity** – multiple implants to support individual physician preference.

VerSys LD/Fx Hip Prostheses are essential components of the most comprehensive offering of total and partial hip solutions.

Issues

- C** = Cost
- I** = Instrumentation
- F** = Fixation
- W** = Wear
- PF** = Patient Fit
- K** = Kinematics



Indications

Both the *VerSys* Press-Fit LD/Fx (right) and Cemented LD/Fx (left) are indicated for hemi and total hip arthroplasty.



Universal Stem Driver optimizes implant rotational control and alignment during stem insertion. **I**

VerSys LD/Fx Instrumentation

Utilizing system instrumentation, the Cemented and Press-Fit LD/Fx stems provide for the specialized needs of fracture patients. **I**



Common Bipolar and Endo-prosthetic Head/Neck Lengths satisfy fracture or low demand requirements, while *VerSys* standard femoral heads are available for total hip indications. (PF)



Neck Length Adaptors provide additional neck length (+7mm, +10.5mm, +14mm) for unipolar heads, giving a total of four neck length options. (PF)



The Trabecular Metal™ Modular Acetabular System combines proven *Trabecular Metal* material and a successful modular cup design to meet the demands for initial and long-term stability in a wide variety of shell and liner options to address specific patient needs.

VerSys LD/Fx Cemented

cast cobalt-chrome stems result in increased fatigue performance. Forging the smallest cemented stems achieves strength levels well above a similarly sized cast component. (W)

Surface Finish

The bead-blasted, matte-type finish is a traditional surface finish used for over 30 years in orthopaedics. (F)

Tapered Distal Stem Tip

is designed to help reduce the strains in the cement as compared to conventional stems with distal hole designs. (F)

Distal Centralizer

neutrally aligns the stem to attain a uniform cement mantle, and is available in sizes 9mm through 19mm. (F)

Polished Shoulder

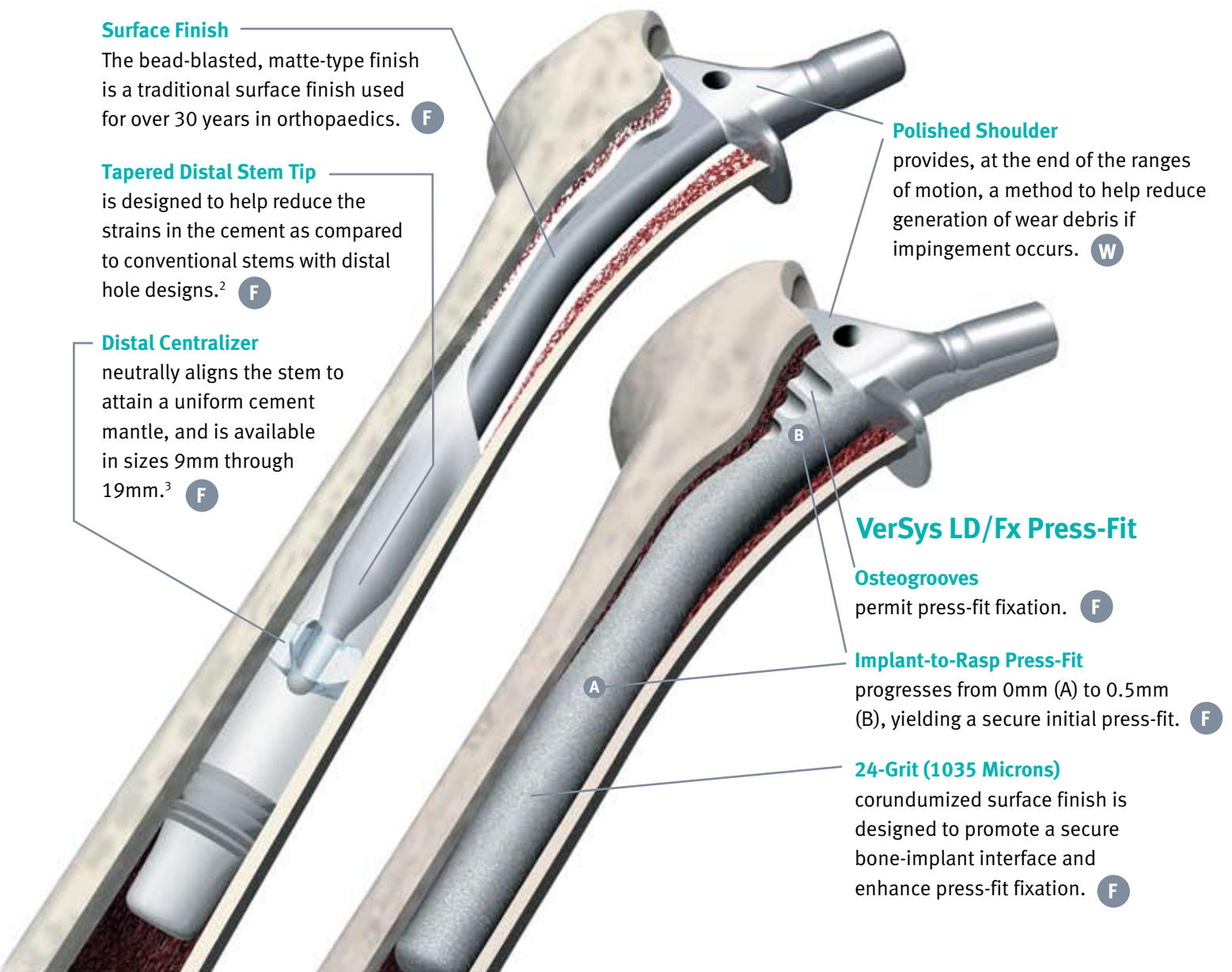
provides, at the end of the ranges of motion, a method to help reduce generation of wear debris if impingement occurs. (W)

VerSys LD/Fx Press-Fit

Osteogrooves permit press-fit fixation. (F)

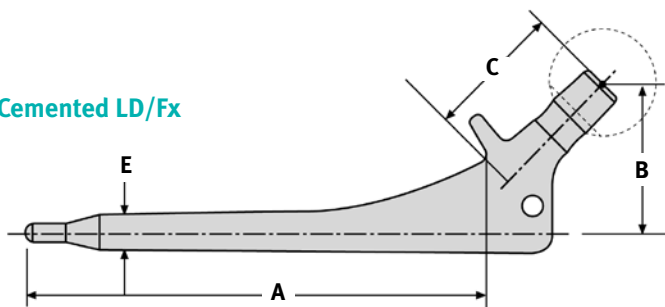
Implant-to-Rasp Press-Fit progresses from 0mm (A) to 0.5mm (B), yielding a secure initial press-fit. (F)

24-Grit (1035 Microns) corundumized surface finish is designed to promote a secure bone-implant interface and enhance press-fit fixation. (F)



VerSys LD/Fx Product Data

VerSys Cemented LD/Fx



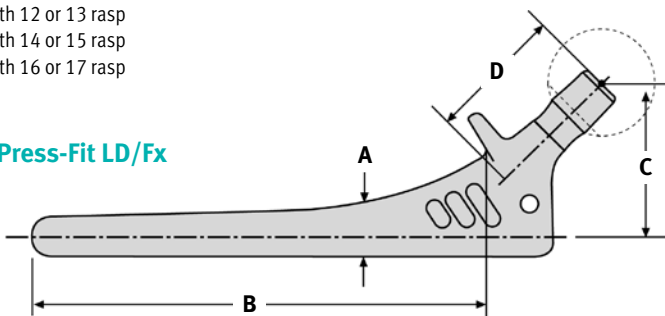
Cat. No.	Stem Size	A Stem Length (mm)	B Offset (mm) When Head/Neck					C Neck Length (mm) When Head/Neck					E Distal Dia
			Component Selected is:					Component Selected is:					
			-3.5	0	+3.5	+7	+10.5	-3.5	0	+3.5	+7	+10.5	
00-7833-011-00	11	120	33	36	38	41	43	28	32	35	39	42	9
00-7833-012-00	12*	125	35	38	40	43	45	29	33	36	40	43	10
00-7833-014-00	14**	135	37	40	42	45	47	32	36	39	43	46	12
00-7833-016-00	16***	145	39	42	44	47	49	35	39	42	46	49	13
00-7833-018-00	18	155	39	42	44	47	49	35	39	42	46	49	14

* Use with 12 or 13 rasp

** Use with 14 or 15 rasp

*** Use with 16 or 17 rasp

VerSys Press-Fit LD/Fx



Cat. No.	A Stem Size	B Stem Length (mm)	C Offset (mm) When Head/Neck					D Neck Length (mm) When Head/Neck				
			Component Selected is:					Component Selected is:				
			-3.5	0	+3.5	+7	+10.5	-3.5	0	+3.5	+7	+10.5
00-7834-011-00	11	120	33	36	38	41	43	28	32	35	39	42
00-7834-012-00	12	125	35	38	40	43	45	29	33	36	40	43
00-7834-013-00	13	130	35	38	40	43	45	29	33	36	40	43
00-7834-014-00	14	135	37	40	42	45	47	32	36	39	43	46
00-7834-015-00	15	140	37	40	42	45	47	32	36	39	43	46
00-7834-016-00	16	145	39	42	44	47	49	35	39	42	46	49

Ordering Information

VerSys Cemented Distal Centralizers

Cat. No.	Description
00-7859-009-00	Distal Centralizer 9mm
00-7859-010-00	Distal Centralizer 10mm
00-7859-011-00	Distal Centralizer 11mm
00-7859-012-00	Distal Centralizer 12mm
00-7859-013-00	Distal Centralizer 13mm
00-7859-014-00	Distal Centralizer 14mm
00-7859-015-00	Distal Centralizer 15mm
00-7859-016-00	Distal Centralizer 16mm
00-7859-017-00	Distal Centralizer 17mm
00-7859-018-00	Distal Centralizer 18mm
00-7859-019-00	Distal Centralizer 19mm

For a complete listing of compatible femoral heads, refer to www.productcompatibility.zimmer.com

References

1. Eridon JM. Hot isostatic pressing of castings. *Metals Handbook*, Ninth Edition, Volume 15 Casting. 1988: 538-541.
2. Estok DM, Ramamurti BS, Weinberg EW, et al. A stem design change to reduce peak cement strains around cemented total hip arthroplasty by 45%. Presented at the 1996 AAOS.
3. Hanson PB, Walker RH. Total hip arthroplasty cemented femoral component distal stem centralizer effect on stem centralization and cement mantle. *J Arthroplasty*. 1995;10(5): 683-688.

Contact your Zimmer representative or visit us at www.zimmer.com



+H124977831001001/\$090206R3B09X

97-7831-001-00 Rev. 3 0901-H03 15ML Printed in USA ©1996, 1998, 2009 Zimmer, Inc.